

STORMER[®]

PORTER SERIES CREWS BEST CARRIER



PORTER 65



PORTER 68



PORTER 75



PORTER 78

STORMER[®]
BOATS AT WORK

MEET THE LEGENDARY STORMER[®] PORTER FAMILY

Examining hi-pro survey or research boats? Sooner or later you will check the Stormer Porter Series. For a simple reason: all Porter family members are already legendary. Loved by their users and owners, desired by those who don't have one yet. All because of their high-end quality in all regards, combined with a 100% purpose focused and user oriented design. And if not beyond demands enough, your Porter can be customized in the slightest detail to integrate your equipment. Plus various navigation, electricity and propulsion systems, to mention just some options.

Of course it applies for all Porters. Take the Porter 65 for example. This reliable 'pick-up truck on the water' makes each working day exciting and successful. The easily trailerable Porter 68 provides surprisingly much

working space, making it the ideal survey boat. When looking for a first class research boat, the Porter 75 immediately pops up. So special for equipment and researchers that you can use the deck as a dancefloor too. And then there is the Porter 78. This compact giant survey boat has amazingly many useful square meters of in- and outside working space and can even be used for offshore missions.

In this brochure you learn more about the Stormer Porter series. Contact us for answers to any question. Or for a physical meeting with the Porter of your interest. A warning in advance: once you experienced a Porter, you don't want to miss it for a single day. And let's be honest, you shouldn't go for less.



Ready for research

Sure, you can choose any Porter as a driving research platform. And where needed we customize it to meet your demands for the full 100%. Due to its enormous deck space, we kindly recommend the Porter 75 as the ideal model for research expeditions.



Successful in survey

Heading for a workboat that makes every survey mission a success in advance? Check the Porter 68 and 78 first. Depending on your demands you have many options to customize the boat of your choice. Surprisingly much space for equipment and crew is standard.







Transport on the water

Tough as Porters are, they are all happy to serve you with transport. This applies even more for the Porter 65 and 75, regarding their nickname 'pick-up truck on the water'. It might not be your first demand while selecting a boat, but it is a welcome extra, isn't it?


STORMER[®] PORTER

SPECIFICATIONS



				
Porter	65	68	75	78
Length	6,9 m	6,9 m	7,8 m	7,8 m
Beam	2,5 m	2,5 m	3,0 m	3,0 m
Hull draught	0,4 m	0,4 m	0,4 m	0,4 m
Overall height	2,1 m	2,1 m	2,5 m	2,5 m
Engine	Outboard	Outboard	Inboard/outboard	Inboard/outboard
Crew	2-3 pax	2-6 pax	2-3 pax	2-6 pax
Trailerable <3.500kgs	Y	Y	-	-
Moonpool	-	Y	-	Y
Certification type	CE-C B+C	CE-C B+C	CE-C B+C	CE-B B+C

Contact us for specifications and additional options on info@stormerworkboats.com



Easily trailerable

Of course every Porter is transportable over land. In this regard extra attention for the Porter 65 and 68, which is easily trailerable. In and out the water in minutes, rapidly from one successful survey mission to another. Absolute unique in its class and a direct result of its relatively lightness.



Tailormade solutions

Every Porter is fully ready for the purpose you selected it for. And where your demands go further, we accompany you further to adapt your boat into your tailormade one. Think of options like winches, side doors, mounts for equipment, moonpools and many more.



Functionally equipped

From scratch all Porters are designed with the crew in mind, to serve them best. Just zoom in and see how spacial and user oriented they all are. More than enough room for IT, measuring instruments and people, with highly ergonomic details for a healthy and safe working environment.



Inhouse design

Another great advantage of Stormer Marine: almost everything happens inhouse. Building, assembling, customizing adjustments, maintenance and repairs to mention important elements. Even the design of all models takes place at our one and only location. It offers you the option of contacting the designer personally to adjust your boat choice with your wishes. The designer is happy to work it out with and for you.



New technology

Being already legendary obliges to maintain that position and always stay ahead in the market. Not only today, also every single day to come. Therefore Stormer continues to integrate new technologies in all Stormer models, the Porter series always comes first. Think of innovations as autonomous and remote solutions, hybrid propulsion and all new technologies that will pop up. Check our website regularly for the latest news on this subject!



Highest quality material

The Porter family wouldn't be so legendary without using worlds' highest quality seawater-resistant aluminum. Applied because it is rugged, lightweight and maintenance free. Aluminum is a sustainable building material and can do without expensive and vulnerable coatings. All parts are digitally cut for a perfect fit and finish. In design and construction, we can easily implement client-specific modifications. Needless to mention Stormer Marine is fully certified to build according to different class notations. Welding aluminium is so specialistic that it is one of the few things we outsourced. It is done by the best certified welding company in The Netherlands. As all design and building processes are done in our home country.



Need a larger workboat or a workboat for a different purpose? Check our other series on stormerworkboats.com!



MEMBER OF
**NETHERLANDS
MARITIME
TECHNOLOGY**



STORMER

Untill 1 October 2021

Aambeeldstraat 32
1021 KB Amsterdam
The Netherlands
tel: +31 (0)20 693 4006
info@stormermarine.nl

From 1 October 2021

Schelphoek 104
1621 MK Hoon
The Netherlands

